



Caledonian

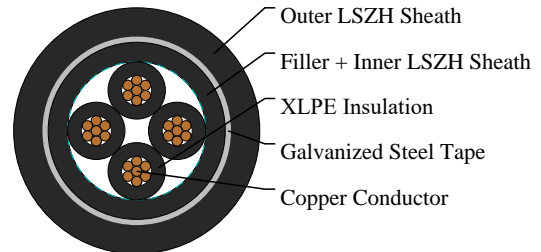

Railway Cables

www.caledonian-cables.com

marketing@caledonian-cables.com

K25 Track Feeder Cables to NF F 55-625

RF/K25-RZ1F3Z1-U(AS)-0.6/1KV-4G1.5S



APPLICATIONS

The cables are designed for fixed power or lighting installations in rail transport.

STANDARDS

NF F 55-625

RATP K20

CABLE CONSTRUCTION

Conductors: Stranded bare copper conductor, 1.5mm² to IEC 60228 class 2.

Insulation: XLPE.

Filler & Inner Covering: LSZH.

Armour: Galvanized steel tapes.

Outer sheath: LSZH, antitermite, coloured black.

COLOUR CODE

Colours coding: Black, Light blue, Brown, Green/Yellow, Black

Printed numbers up to 7 cores with Green/Yellow core

PHYSICAL AND THERMAL PROPERTIES

Minimum Bending Radius: 10 x OD

Operating Temperatures: -20°C to +60°C (during operation); -10°C to +60°C (during installation)

Electrical Properties

Electrical Characteristics at 20°C:

Maximum DC Conductor Resistance: 12.2Ω/km

Minimum Insulation resistance @500VDC: 1500 MΩ.km

Voltage Rating: 0.6/1 (0.45/0.75 optional) KV

DIMENSION AND PARAMETERS

No. of Cores × Cross-sectional Area	No./Nominal Diameter of Strands	Overall Diameter (min.)	Overall Diameter (max.)	Approx. Weight
----------------------------------------	------------------------------------	----------------------------	----------------------------	----------------



Caledonian

Railway Cables

www.caledonian-cables.com

marketing@caledonian-cables.com

No. x mm ²	no./mm	mm	mm	kg/km
4 x 1.5	7/0.53	12.5	14.5	300



Fire Retardant
NF C32-070-2.2(C1)
IEC 60332-3-2.4/EN 50266-3.4



Flame Retardant
NF C32-070-2.1(C2)
IEC 60332-1-2/EN 50265-2-1




Low Corrosivity
IEC 60754-2/EN 50267-2-2/3
NF C32-074/NF C20-453



Low Smoke Emission
IEC 61034-2 / EN 50268-2
NF C32-073/NF C 20-902



Low Toxicity



Zero Halogen
IEC 60754-1/EN 50267-2-1
NF C20-454